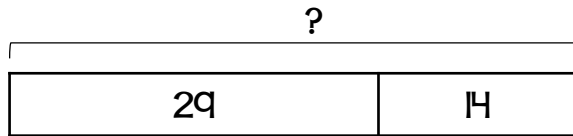


Bar Model Representations for Drawing Operations

Bar models are an excellent way to draw an operation. The placement of the question mark in the drawing is a key piece. It represents the answer to the operation (the sum, the difference, the product, the quotient).

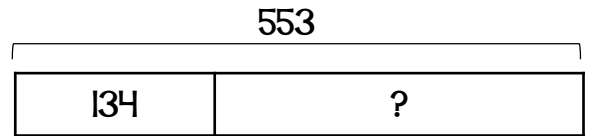
Addition

We know the parts. We are finding the whole: $29 + 14$



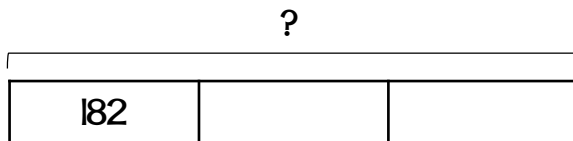
Subtraction

We know the whole and one of the parts. We are finding the other part: $553 - 134$



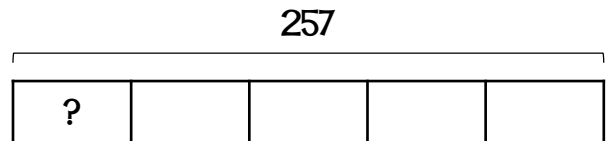
Multiplication

We know one part and the number of parts (the group size and the number of groups). We are finding the whole: 3×182



Division

We know the whole and the number of parts. We are finding the size of one part: $257 \div 5$



Percent of a number

We know the whole. We are finding a part of the whole that is equivalent to the given percentage of the whole: **28% of 240**

